

CSV Print

15 Minutes Average

150

100

50

Values

0

4/30 14:00

4/30 16:00

4/30 18:00

4/30 20:00

4/30 22:00

5/1 00:00

5/1 02:00

5/1 04:00

5/1 06:00

5/1 08:00

5/1 10:00

Time

STACK--PM ETP--BOD ETP--pH ETP--TSS ETP--COD

CSV Print

1 Minute Average

200

150

100

Values

50

0

4/30 14:00

4/30 16:00

4/30 18:00

4/30 20:00

4/30 22:00

5/1 00:00

5/1 02:00

5/1 04:00

5/1 06:00

5/1 08:00

5/1 10:00

Time

STACK--PM ETP--BOD ETP--pH ETP--TSS ETP--COD

20/05/18

Rajastha State Pollution Control Board

Welcome, AGRIBIOTECH

84

17

86



Live Readings

Dashboard

Industry Report

Distillery

Agribiotech Industries Limited

RealTime Report

Average Report

Delayed Report

Exceedance Report

Transmission Logs

Camera Status

Avg Min Max Emission Effluent Ambient

All

23.0 mg/lit

ETP-BOD

23.0 21.0 23.36

33.0 mg/lit

ETP-TSS

33.0 31.0 33.45

130.78 mg/m3

STACK-PM

130.84 130.59 133.02

121.5 mg/lit

ETP-COD

120.0 112.14 122.64

8.08 pH

ETP-pH

8.08 7.79 8.08

Site Status

Data last received on

about a minute ago (2018-05-17 13:50:37)

Configuration Updated on

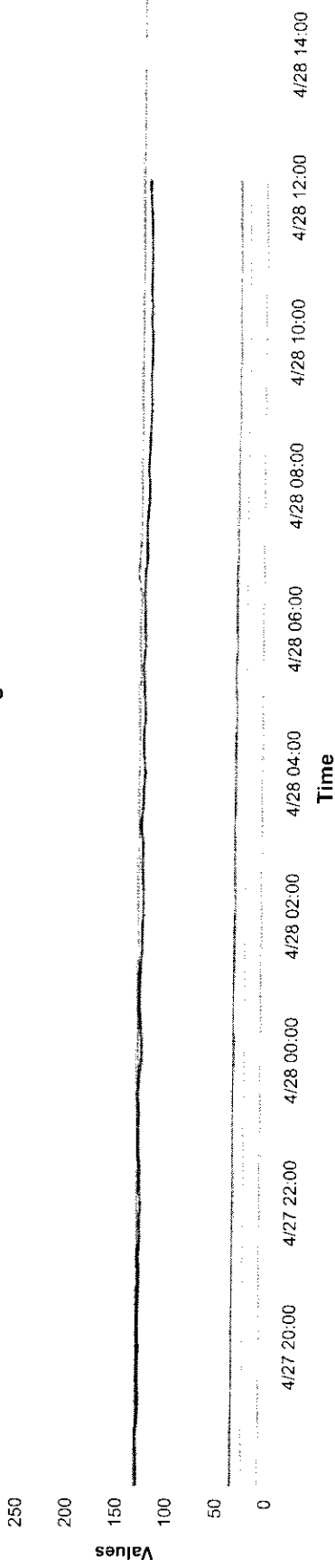
2 years ago (2015-02-19 27:07)

Calibration at

2 years ago (2015-02-19 27:07)

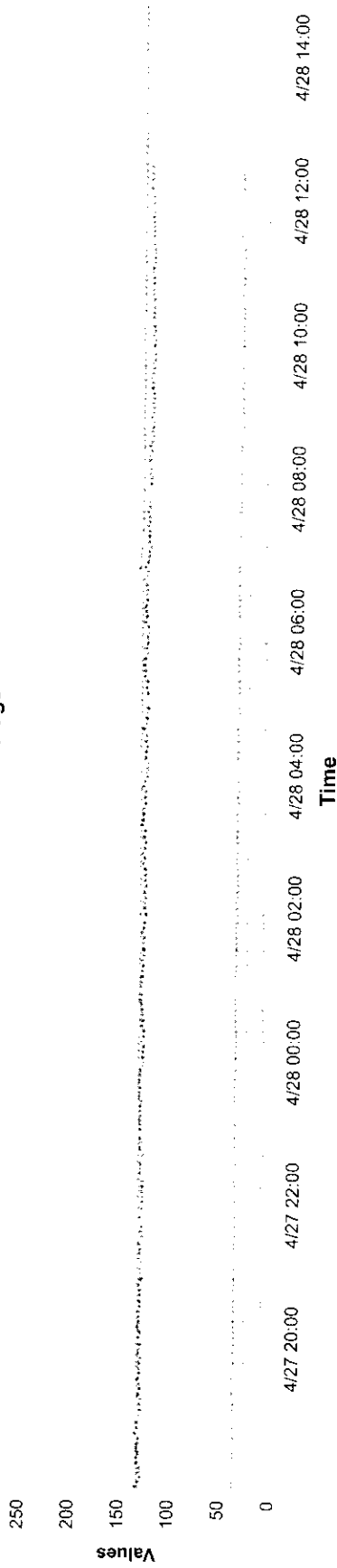
CSV Print

15 Minutes Average



CSV Print

1 Minute Average



STACK--PM ETP--BOD ETP--pH ETP--TSS ETP--COD



Live Readings

Dashboard

Industry Report

Distillery

Agribiotech
Industries Limited

RealTime Report

Average Report

Delayed Report

Exceedance Report

Transmission Logs

Camera Status

Avg Min Max Emission Effluent Ambient

All

16.5 mg/lit

ETP-BOD

25.5 23.0 42.8

24.0 mg/lit

ETP-TSS

35.94 33.09 59.0

130.72 mg/m3

STACK-PM

130.82 130.77 133.16

Data last received on

2 minutes ago (2028T18:00:04)

Configuration Updated on

2 years ago (2019-02T19:27:07)


Calibration at

2 years ago (2019-02T19:27:07)

Site Status


CSA Print

15 Minutes Average



CSA Print

1 Minute Average



Live Readings

Site Status

Category	Parameter	Value	Unit	Location	Time
Air	22.0 mg/lit	117.0 mg/lit		Ambient	16/11/2015 06:12
	ETP-BOD	ETP-COD			
	25.0	115.2			
	40.95	214.55			
Emission	32.0 mg/lit	7.95 pH		Ambient	02/19/2015 27:07
	ETP-TSS	ETP-pH			
	32.0	7.64			
Effluent	0.03 mg/m3			Ambient	02/19/2015 27:07
	STACK-PM				
	6.00	5.00	152.22		

Dashboard

Industry Report

Dicrillery

Agribiotech Industries Limited

RealTime Report

Average Report

Delayed Report


Exceedance Report

Transmission Logs

Camera Status


CSV Print

15 Minutes Average



CSV Print

1 Minute Average



CSV Print

Live Readings

Site Status

	Air	Water	Emission	Effluent	Ambient	
Industry Report	37.0 mg/lit	194.0 mg/lit				Data last received on
Distillery	ETP-BOD	ETP-COD				
Agribiotech Industries Limited	37.0	194.0	194.41			Configuration Updated on
RealTime Report	52.0 mg/lit	ETP-pH				Calibration at
Average Report	ETP-TSS	ETP-pH				
Delayed Report	158.19 mg/m3					
Exceedance Report	STACK-PM					
Transmission Logs	158.07					
Camera Status						

Dashboard

Industry Report

Distillery

Agribiotech Industries Limited

RealTime Report

Average Report


Delayed Report

Exceedance Report

Transmission Logs


Camera Status

15 Minutes Average



CSV Print

1 Minute Average



STACK-PM ETP-BOD ETP-pH ETP-TSS ETP-COD

Live Readings

Site Status

Category	Value	Unit	Location
ETP-COD	184.0	mg/lit	ETP-COD
ETP-BOD	35.0	mg/lit	ETP-BOD
ETP-pH	7.36	pH	ETP-pH
RealTime Report	157.97	mg/m3	RealTime Report
Average Report	152.15	mg/m3	Average Report
Delayed Report	158.08	mg/m3	Delayed Report
Exceedance Report	159.0	mg/m3	Exceedance Report

Data last received on
 Configuration Updated on
 Calibration at

about a minute ago (2015-11-11 11:41:59)
 2 years ago (2015-11-19 19:27:07)
 2 years ago (2015-11-19 19:27:07)

Transmission Logs

Camera Status

Dashboard

Industry Report

Distillery

Agribiotech Industries Limited